

THE ELDERLY EDUCATION IN JAPAN

June 7, 2010

International Longevity Center-Japan

GENERAL PRINCIPLES CONCERNING MEASURES FOR THE AGED SOCIETY

Part 3: Basic Measures by Sector

3. Learning and Social Participation

(1) Creating a Lifelong Learning System

- (a) Improving Systems and Infrastructures for Lifelong Learning
- (b) Ensuring Diverse Learning Opportunities at School
- (c) Providing Diverse Learning Opportunities
- (d) Supporting Working People's Learning Activities

(2) Promoting Social Participation

- (a) Promoting Participation of older people in Social Activities
- (b) Improving the Activities Base of Non-Profit Organizations

Cabinet Office 2001

<http://www8.cao.go.jp/kourei/english/measure/e-taiko2.html>

Laws Concerning Life-long Learning

The Revised Fundamental Law of Education (2006)

'Life-long learning,' Social Education

Life-long Learning Promotion Act (1990)

-Promotion of infrastructure development of Life-long learning by nation (Ministry of Education, Culture, Sports, Science and Technology-Japan), prefectures, and education boards in prefectures

Background

- (1) the need to remedy Japanese society's preoccupation with academic credentials;
- (2) increased demand for learning activities in a developing society;
- (3) the need for learning in response to social and economic change;
- (4) the need to revive and improve the educational strengths of the home and the local community.

LIFELONG LEARNING

<http://www.mext.go.jp/english/shougai/index.htm>

LEARNING POPULATION 1 (UNIT: 1,000 PEOPLE)

- Graduates 260
- Universities 2,520
- Junior colleges 170
- Upper secondary schools, full-time courses 3,260
- Lower secondary schools 3,590
- Elementary schools 7,120
- Kindergartens 1,670
- Nursery schools 213

- Graduate correspondence courses 9 (University of the Air 6)
- University correspondence courses 230 (University of the Air 80)

- Participants at classes held at boards of education, citizens' public halls, etc. 25,640
- Participants at classes held at prefectural governor's office 8,090
- Participants at classes held by private lifelong learning program 7,100

- Schools for the Disabled and the Health Impaired 110

Sources: MEXT, White Paper on Education, Culture, Sports, Science and Technology 2008

LEARNING POPULATION 2 (UNIT: 1,000 PEOPLE)

- University extension courses 1040
 - Audit students and special non-degree students 50
 - Upper secondary school part-time and correspondence courses 290
 - Public upper secondary school extension courses 180
 - Correspondence social education certified by the MEXT 91
-
- Upper secondary school advanced courses 9, Colleges of technology 56
 - Colleges of technology advanced courses 3, Upper secondary school short-term courses 0.0149, Secondary schools 18
 - Advanced courses and special courses 9, Junior college correspondence courses 23
 - Specialized training colleges, Miscellaneous schools 950
 - Vocational training institutions 250
 - Elementary school students taking private classes 5,170
 - Lower secondary school students attending private cram schools 1,930
 - Lower secondary school students taking private classes 1,130
 - Elementary school students attending private cram schools 1,850

Sources: MEXT, White Paper on Education, Culture, Sports, Science and Technology 2008

STATUS OF PARTICIPATION IN LEARNING ACTIVITIES

(MULTIPLE ANSWERS ALLOWED) (%)

	Japan	USA	Korea	Germany	France
Learning activities held by private organizations like culture centers	10.6	9.7	4	9.1	5.4
Elderly Classes, etc. held specially for seniors by public organizations	5.5	8.7	7.8	6.6	4.1
Open lectures, etc. held by public organizations or universities	4.3	8.1	2.4	4.6	4.6
Learning at home by correspondence	2.6	2.7	0.7	0.6	0.4
Full-time learning at the university or graduate school	0.2	1.6	0.0	0.2	0.3
Full-time learning at various vocational schools	0.2	0.8	0.0	0.2	0.0
Others	2.7	1.5	1.8	3.7	0.4
No participation	78.6	76.0	87.4	80.4	86.2

Cabinet Office, "International Comparison Survey of the Daily Life and Attitudes of Elderly Persons" 2005

SOCIAL EDUCATION

Number of Classes/ Lectures (Total)

Total	(Targeted at seniors only)
140,100	9,359

Social education by prefectural and municipal education boards (National, 2007)

Social Education Survey 2008, MEXT

Transition of the Number of Students Who Took Classes or Lectures (1,000 persons)

	Prefectural and municipal education boards	Prefectural and municipal Chief Department	Community centers (Including similar facilities)	Museums (Including similar facilities)	Facilities for Juvenile and women education	Culture halls	Life-long learning canters	Total
2007	7,105	7,129	13,038	3,473	1,024	1,418	985	34,172
Number of persons who took courses per facility			(787)	(1839.9)	(1493.7)	(749)	(2565.2)	
1992	5,164	12,362	9,057		514	1,563		28,660
1974	2,701		5,934		754			9,389

Social Education Survey 2008, MEXT

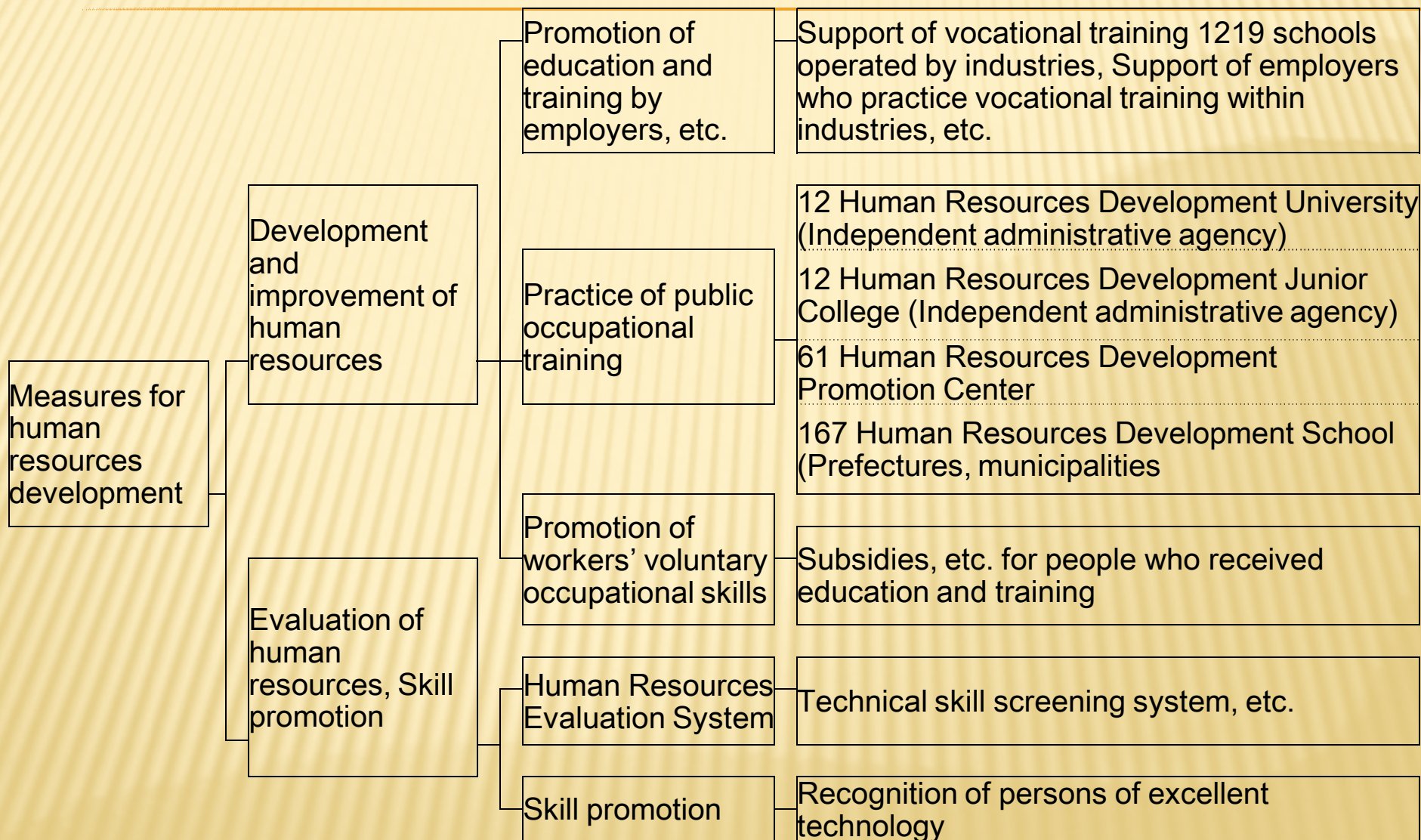
CLASSES & LECTURES IN THE COMMUNITY CENTERS

CLASSES & LECTURES IN THE COMMUNITY CENTERS

Number of classes and lectures by contents (10,803 community centers , 2007)						
Cultural enrichment 32,615	foreign language	8,331	history	3,566	nature watch	2,794
	art appreciation	2,322	literature	2,068	others	13,534
Hobbies/ Lessons 201,259	music performance	32,767	flower arrangement/ tea ceremony/ calligraphy	31,630	handcraft/ceramic art	31,101
	performance art	23,016	dance	17,993	PC/IT	16,188
	painting, etc.	14,674	Japanese game	11,881	others	22,009
Gym/Recreation 73,048	exercise/training	25,775	ball games	13,872	new sports	11,015
	<i>Judo</i> , etc.	8,290	outdoor activities	3,836	others	10,260
Home education 95,203	child-care	20,858	cooking/diet	19,730	health/life-style	9,404
	intergenerational exchange	7,281	reading	6,972	gardening	30,958
Occupational skills 3,039	computer, IT	2,169	agricultural fishery skill	363	others	487
Public awareness 33,479	local community	6,205	human rights	3,585	aging/low fertility	3,151
	social welfare	2,546	community building	2,199	others	15,793
Fostering leaders 3,478	fostering leaders	1,676	fostering organizations	817	others	985
Others 6,743						
Total 448,864	Social Education Survey 2008					

THE SYSTEM OF PUBLIC HUMAN RESOURCES DEVELOPMENT

THE SYSTEM OF PUBLIC HUMAN RESOURCES DEVELOPMENT

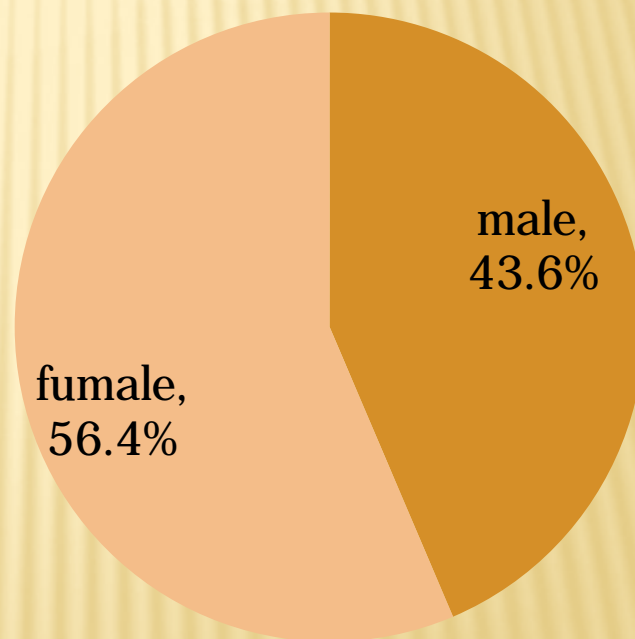
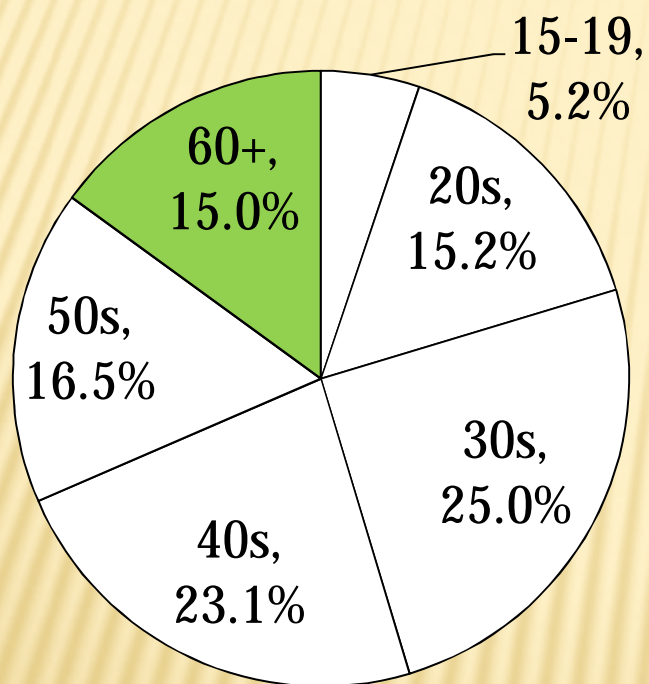


THE PRACTICES IN ELDERLY EDUCATION

THE OPEN UNIVERSITY OF JAPAN

Student attributes (2nd semester, 2008) [The Faculty of Liberal Arts]

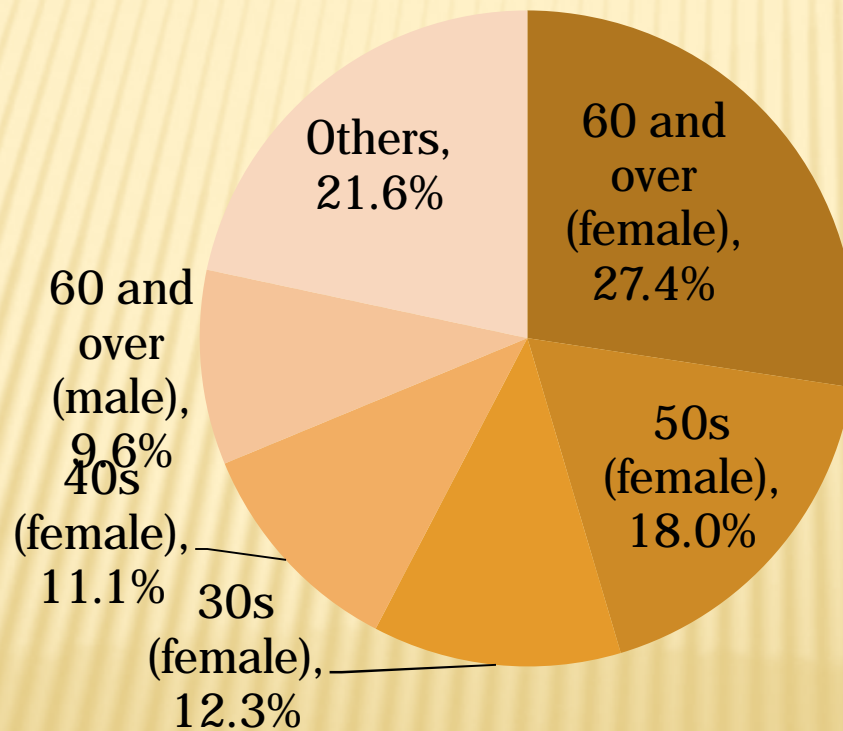
Total: 79056



The Open University of Japan
<http://www.u-air.ac.jp/eng/index.html>

CULTURE CENTERS

Number of establishments	698
Annual sales	57.3 billion yen
Number of employed workers	55,271
Number of instructors	45,646
Total number of courses	190,998
Total number of students	7,097,867



Actual Condition Survey on Specific Service Industries in 2005
Ministry of Economy, Trade and Industry

SENIOR COLLEGES (EXAMPLES)

Name	School Period	Subjects/Courses	Total days of lectures	Total hours of lectures	Governing bodies/School buildings
Tochigi Prefecture Silver University	2 years	-Active sports course -Lively health course -Mutual support welfare course -Hometown welfare course	40 days a year	160 hours a year	(Tochigi Prefecture Council of Social Welfare) An exclusive school building and 2 welfare training centers
Saga Prefecture Senior University	2 years	-Local society -Culture/art -Health volunteers	30 days a year	120 hours a year	Saga Prefecture Promotion Foundation for Longevity Society) Women/Life-long Learning Center Senior Communication Center Life-long Learning Center

<http://www.nenrin.or.jp/tochigi/home/silver/index.html>

<http://www.saganet.ne.jp/chouju/ikigai/daigaku/index.htm>

EDUCATION BY STAGE OF OLDER PERSON

